



KONICA MINOLTA

REGIUS

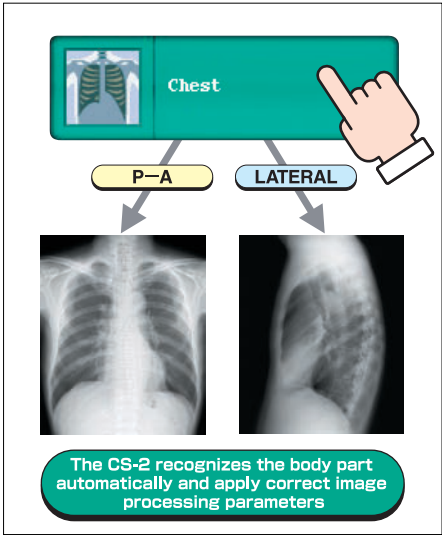
CONSOLE
CS-2



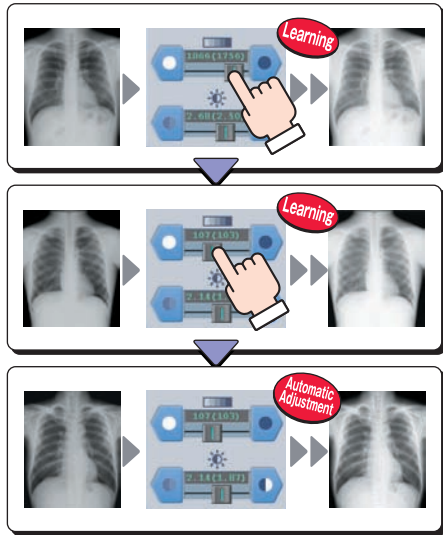
The essentials of imaging

Easy, Simple, but Smart!

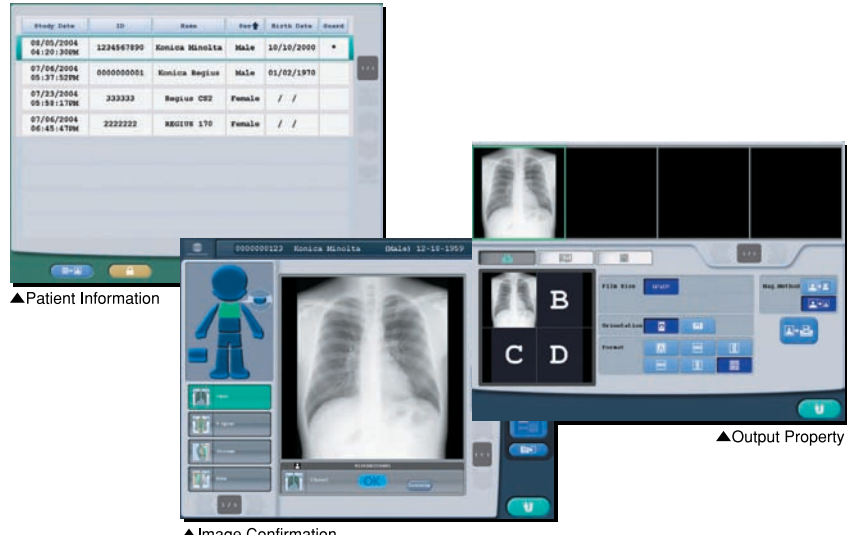
The CS-2 console used for the REGIUS Series is designed to provide the user with even greater ease and simplicity of operation. With the aim of offering a console that can be operated by anybody immediately after installation, the absolute minimum number of essential functions have been selected and incorporated into the CS-2 to provide simplicity operation. At the same time, a comfortable operation environment is provided by incorporation of various automatic processing functions into the CS-2, leading to a highly efficient examination environment.



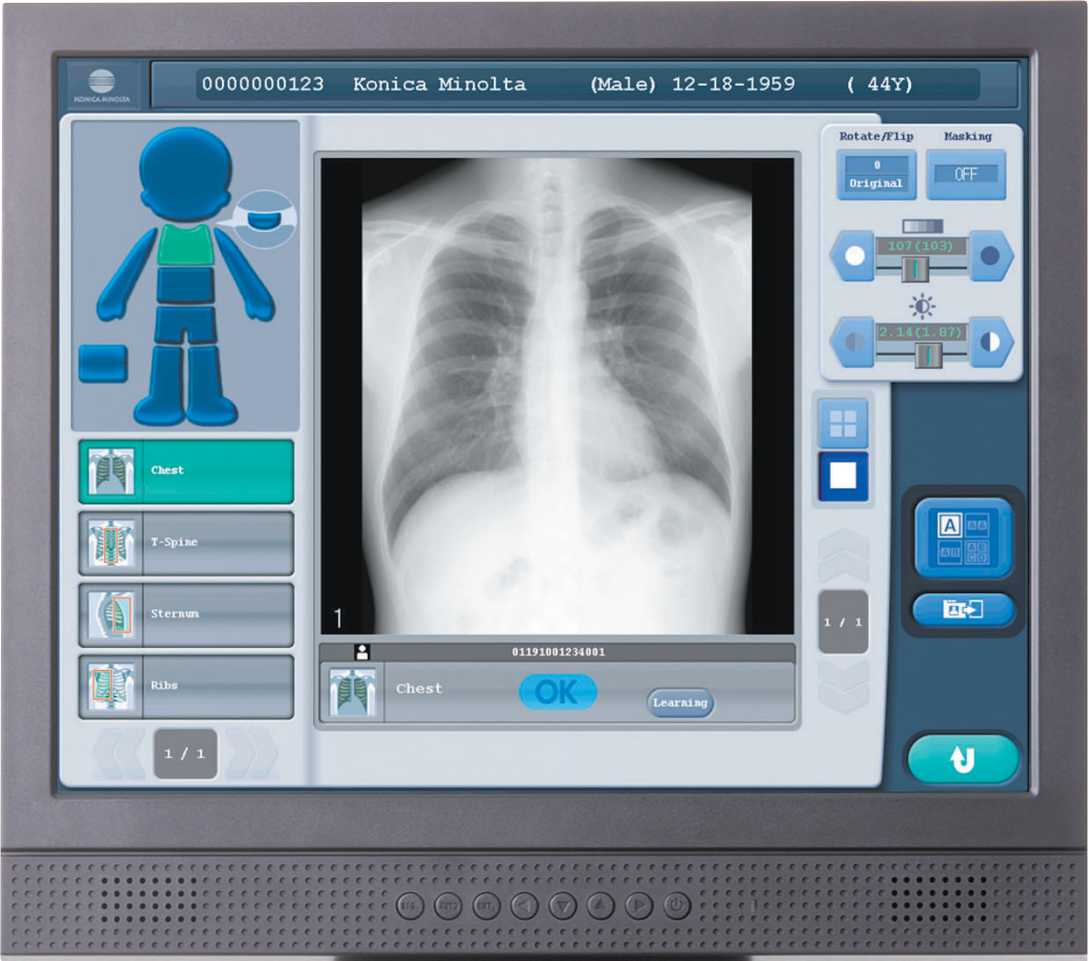
Automatic Body Part Recognition
Comprehensive analysis of shape and density variations in the body part, the edge and continuity of bones, etc. enables the CS-2 to produce an optimum image without the need for complicated Exam Tag key settings.



Automatic Processing Parameter Learning Function
The CS-2 automatically memorizes preferred density and contrast adjustments made by the user and regularly feeds back the average of these values. As a result, the CS-2 produces image quality customization that matches user preferences more and more closely the longer the product is used.



Easy GUI
CS-2 allows the user to select the body part to be examined from the humanoid icon. Simplified screen operation, ranging from patient registration to image verification is achieved using various automatic processing functions.



REGIUS CONSOLE CS-2



REGIUS Console CS-2

■Image Output

- Maximum
 - Host : 2ch for normal, 1ch for backup
 - Printer: 1ch for normal, 1ch for backup
- CS-2 Standard Software
 - Host or Printer : 1ch for normal, 1ch for backup

■DICOM Support

Basic Grayscale Print Management (SCU)
Storage (SCU)
Modality Worklist Management
Modality Performed Procedure Step
Grayscale Standard Display Function (print output)

■Automatic Image Processing Function

Automatic Body Part Recognition
Automatic Processing Parameter Study

■Maximum Connection

REGIUS 170/190 2units

■OUTPUT Format

1x1, 2x1, 1x2, 2x2

■Main Options

- Hardware option
 - Bar Code Reader for Cassette Registration
- Software option
 - CS-2 Standard Software
 - CS-2 MWM/FTP/DETACHED Option
 - CS-2 MPPS/DETACHED Option
 - CS-2 HQ Mammography Option
 - CS-2 DICOM Output Additional#1
 - CS-2 DICOM Output Additional#2
 - CS-2 DICOM Output Package
 - CS-2 Stitching Option
 - CS-2 Image Sharing Option
 - CS-2 Data Analysis Option



★Specifications are subject to change without prior notice.



KONICA MINOLTA

KONICA MINOLTA MEDICAL & GRAPHIC, INC.

Shinjuku Nomura Building No.26-2, Nishishinjuku 1-chome, Shinjuku-ku, Tokyo 163-0512, Japan.

Distributed by :